

CI/SfB	(29)	(K2)
CAW P10		
Uniclass JP10:L68114		

Product Information

Description

FB770 Intudeck is a rock mineral fibre board coated on one side with a smoke and fire resistant sealant. Light weight and quick to install, FB770 can be cut to suit on site and fitted using compression and FS702 Intumastic bonding between joists.

Usage / Purpose

Ideal where decorative ceilings cannot be disturbed or accessed due to lower floor occupancy. FB770 may be used to upgrade the compartment capability to 90 minutes fire integrity and insulation (EI 90) whilst maintaining the load capability of the floor. FB770 is often used above ornate lathe and plaster ceilings within heritage homes but is also suitable for use in small units such as flats above shopping facilities or multi-occupancy building conversions.

In conjunction with other Nullifire products, FB770 is service receiving and can accommodate both combustible and non-combustible services. Please consult CPG UK Technical Service for further details.

Colour

Off white: coated one side only

Available Sizes

600 mm x 1200 mm x 70 mm
Supplied individually in clearly identifiable packaging (or in pallet quantities).

Packaging

Available in individual units.

Availability

Direct from Tremco CPG UK Limited (see details on this TDS).

Usage Guidelines

Always read SDS, pre-application guidance and relevant application detail prior to application. Ensure the latest documents are downloaded prior to every project commencement.

Preparation

- Clean all abutting surfaces, ensuring loose particles, oils, grease and corrosive material have been removed.
- Ensure relevant safety risk assessment has been carried out due to risk of installer falling through a non load-capable ceiling.
- Lift sufficient floorboards and ascertain joists dimensions and centres.
- Clear any remaining debris from the ceiling/floor void and clear dust from the sides of the joists to improve the adhesion of FS702. Ensure care is taken not to disturb ceiling, electrical, gas, water or other services within the floor void.

Typical Installation

- Apply a 10 mm bead of FS702 30 mm up from the ceiling (this is to allow for cable runs, etc). If adhesion is difficult, a light water mist applied to the timber will assist.
- All FB770 butt joints must be bonded using FS702. The FB770 product should be cut 2-3 mm oversize to ensure a tight/compressed fit between joists.
- FB770 end position must be ensured to sit onto the required FS702 bead.
- Measure the gap between joists and cut FB770 along the 1200 mm side to fit tightly and under compression. (Off-cuts may be used to joist/wall interfaces at the end of runs.)
- Place in position at 22°-45° between joists. Using a timber board to spread the load, ease into final position using gentle foot pressure. If herringbone bracing is evident, this must be notched out of the FB770 and additional cover piece of FB770 placed over the joint, extending 70 mm to both sides of the bracing (ad hoc detail, please contact technical for further information).
- When finally positioned, apply a 5 mm bead of FS702 all round the seal and on the butt joints and tool to finish. (This is to create a cold smoke seal.)
- Inspect and ensure compliance to our instructions.
- Replace removed floorboards.


Nullifire
Smart Protection

FB770

Intudeck - Timber Floor Upgrade



optifire



Key Benefits Summary

- Tested to BS EN 1365-2 (loaded floors) and to BS 476 Pts 20-22 (non-loaded floors) : up to EI 90
- Simple installation method
- Does not disturb ceilings or damage ornate coving
- 42 dB acoustic performance
- Optifire™ unique traceability identifier
- No additional support required
- Lightweight product

ETA 20/0939




FB770

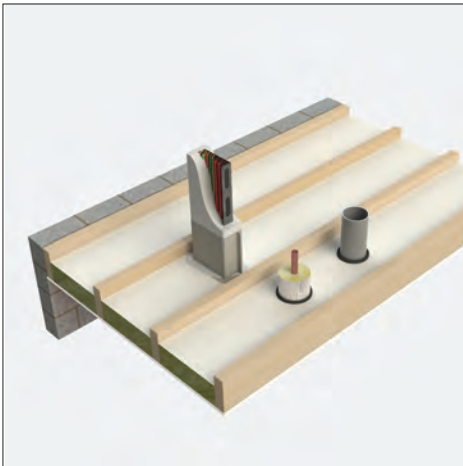
Intudeck - Timber Floor Upgrade

Nullifire
Smart Protection

Typical Details



FB770 Intudeck between joists



FB770 Intudeck service receiving

Important Information

- FB770 has been tested in a loaded robust floor detail, using a joist size of 196 x 45 mm. This joist size may be increased without assessment, but not reduced. For joist reduction, a structural engineer will be required.
- FB770 has also been tested in a non-loaded robust floor detail, using a joist size of 160 x 48 mm. This joist size may be increased without assessment, but not reduced. For joist reduction, a structural engineer will be required.

Storage

Store in dry conditions between -10°C and +70°C. Do not store directly on concrete floors.

Shelf Life

Unlimited months when stored as recommended.

Health & Safety Precautions

Safety data sheet must be read and understood before use.

Technical Service

Tremco CPG UK Limited has a team of experienced Technical Sales Representatives who provide assistance in the selection and specification of products. For more detailed information, service and advice, please call Customer Services on 01322 551010.

Guarantee / Warranty

Tremco CPG UK Limited products are manufactured to rigid standards of quality. Any product which has been applied (a) in accordance with Tremco CPG UK Limited written instructions and (b) in any application recommended by Tremco CPG UK Limited, but which is proved to be defective, will be replaced free of charge.

No liability can be accepted for the information provided in this leaflet although it is published in good faith and believed to be correct.

Tremco CPG UK Limited reserves the right to alter product specifications without prior notice, in line with Company policy of continuous development and improvement.